

Rerise^{リライズ} 回麗絲

天然植萃黑色素護染膏

貼服柔順

使用說明書

- 使用時請務必詳細閱讀使用說明書。
- 請妥善保管使用說明書。
- 日文紙盒內的日文使用說明書中附有手套。

回麗絲天然植萃黑色素護染膏使用方法與傳統永久性化學染髮有所不同，即使已有染髮劑使用經驗者，亦請詳細閱讀此使用說明書。

使用注意事項 Caution for Use

- 頭皮有傷口或患有濕疹者切勿使用。
Do not use if you have any cuts or eczema on your scalp.
- 使用時密切留意皮膚有否出現異常狀況。如有下列情況請即停用本產品並向皮膚醫生求診：
Check your skin carefully for any abnormalities during use. Stop use immediately and consult a dermatologist if you notice any of the following symptoms during use:
 - ① 皮膚過敏、紅腫、瘙癢、刺激、褪色(白斑等)、膚色加深等情形。
Reddening, swelling, itching, irritation, discoloration (vitiligo), darkening of the skin or any similar abnormalities.
 - ② 或當暴露於陽光直射時出現上述異狀。
Any of these symptoms in response to exposure to direct sunlight.
- 於使用時或沖洗時，應避免本產品接觸眼睛。若護染膏不慎入眼，請即以大量清水沖洗眼睛。
During usage or rinsing, avoid contact with eyes. If the treatment comes into contact with eyes, rinse immediately with plenty of water.
- 本產品只供頭髮護染用(切勿用於眉毛或睫毛)。
This product should only be applied to the hair (Do not use on eyebrows or eyelashes).

預防沾染注意事項 Caution about stains

- 使用前請戴上手套，以防止護染膏令指甲被染色。
Put on gloves before use to prevent color staining your nails.
- 使用前請除下眼鏡、隱形眼鏡、耳環、項鍊、戒指等物品。
Remove glasses, contact lenses, earrings, necklaces, rings and other jewelry before use.
- 注意避免護染膏濺於衣物、地板、牆壁或鏡子。
Be careful not to let the treatment come into contact with clothing, floors, walls or mirrors.
- 使用前先向浴缸及地板灑水，即使染污也較易清洗。
Before using the product, spray some water in the bath tub and on the floor. A wet setting makes it easier to remove any stains.
- 使用後請立即除去沾在瓶身的護染膏，以免染污附近物品，否則污漬將難以清除。
Remove the treatment on the bottle surface after use, otherwise, surroundings may get stained and this may be hard to remove.

預防衣物染污 Preventing color stains on clothing

- 使用後請徹底沖洗頭髮，若護染膏殘留於頭髮，或會染污毛巾、衣物、帽子、寢具等物品。
Ensure hair is thoroughly rinsed after using the product to prevent staining of towels, clothes, hats, pillowcases etc.
- 建議護染當日徹底吹乾頭髮，以免頭髮在濕髮情況下掉色。
Please dry hair thoroughly on the day of hair coloring to prevent any staining or discoloration from the wet colored hair.
- 當日睡前請將頭髮完全吹乾，並將可弄髒的毛巾置於寢具上，以免染污。
Please dry hair thoroughly before sleeping on the day of hair coloring, and cover pillowcase with a towel that you do not mind staining to avoid any color stains.

若物品染污 Removing color stains

- 應立即清洗染污衣物。若難以去除衣物或毛巾上的污漬，請使用漂白水清洗，並小心處理。
Wash any stained clothes, towels or other items immediately. If stains are difficult to remove, use bleach but please exercise caution when handling.
- 應立即清洗染污浴盆、地板、牆壁或鏡子。請使用去污劑清除殘留污漬。
Wash immediately if product comes into contact with bath tubs, floor tiles, walls or mirrors. If stains remain, wash them off with detergent.

* 注意並非所有污漬都能徹底清除，染污物本身的材質會影響去污程度。
Not all stains can be completely removed. It will depend on the material that is stained.

存放注意事項 Caution for storage

- 請放置於兒童無法觸及之處，以免因誤食造成危險。
Keep out of reach of children. The product is hazardous if ingested.
- 請放置於陰涼處，避免日光直射。
Store the product in a cool place away from direct sunlight and high temperatures.
- 一旦產品瓶身不慎沾上除霉劑等鹼性液體，請即洗淨瓶身。否則產品瓶身或會破損，造成危險。
Please wash away any mildew cleaner or alkaline liquid that is in contact with the bottle. If neglected, the bottle may be damaged and become dangerous.
- 請勿放置於40°C以上的高溫處。
Do not store anywhere the temperature may exceed 40°C.

盒內所附物品 Inside the box

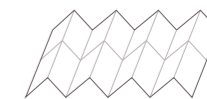
(普通裝 For regular bottle)



- 備有管嘴的護染膏瓶
Regular bottle with server head nozzle



- 手套*一對
Gloves*



- 使用說明書
Instructions for use

* 手套可保留重複使用。
Keep the gloves for use next time.

需自備之物品 What to prepare before you start

- 可弄髒的毛巾
A towel that you do not mind staining



其他注意事項 Caution

- 建議持續使用，維持髮色自然黑澤。
Keep using continuously to maintain the natural black color.
- 本產品不具漂色效果，不會令髮色變淺。
This product is not for bleaching, or color lightening. It will not lighten hair to a brighter shade of your original hair color.
- 最終髮色效果會因白髮量以及原本髮色、髮質不同而有所差異；與傳統永久性化學染髮相比，天然萃取之黑色素*上色需時，初次使用時，髮絲逐漸補充黑色素，使用3次後可見顯著黑髮效果，請耐心持續使用。
The coloring effect varies from person to person. Compared to conventional permanent chemical colorants, it takes some time for the naturally derived source of black melanin* to color the hair. After the first usage, the black melanin will be gradually replenished in the hair. After the third usage, gray hair will turn to black significantly. It is recommended to use continuously with patience.
- 若於使用本產品後電燙頭髮，或會導致頭髮褪色。屆時請再次使用本產品。
Permanent waving after using this product may cause color fading. If a permanent wave is performed, use the product to recolor again.
- 若本產品於已用非永久性染髮產品的頭髮上使用，或會導致非永久性染髮產品所染之顏色褪色。
Using this product after a hair manicure may cause discoloring of hair colored by hair manicure.
- 下次使用時，部分護染膏被擠出時可能呈現黑色，這不會影響護染效果。
The treatment may appear in black in the next use, but it does not affect the hair coloring result.
- 請勿於公眾浴室使用本產品。
Do not use in public bathrooms.
- 切勿吞食本產品。
Do not eat or drink the product.

* 二羥基/Dihydroxyindole

使用方法 Direction

持續使用可逐漸令白髮回復烏黑亮麗
Gray hair regains its original black appearance gradually with continuous application.

初次使用時，
一周使用本產品3次
直至白髮達到理想黑髮色。

與傳統永久性化學染髮相比，天然萃取之黑色素*上色需時，使用首1、2次時，髮絲逐漸補充黑色素，使用3次後可見顯著黑髮效果。

Use the product
3 times per week at first,
until the desired color
is achieved.

如欲快速達至黑髮
效果，需連續使用
本產品3次(每日1次)。
For immediate gray coverage
effect, use once a day for
three consecutive days.

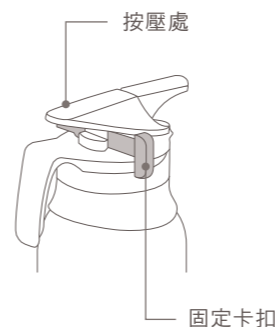
達到理想髮色後，
建議持續
每星期使用
本產品1次，
維持自然黑髮色

After the desired color is attained,
use once a week to
maintain the color.

1 洗髮後徹底抹乾髮絲至不滴水。 Remove excess water from hair after shampoo.

- 徹底拭乾頭髮，有助均勻上色。
Removing excess water can give a more uniform color finish.

* 只需使用洗髮露洗髮，毋需使用護髮素。
Apply after shampooing, conditioner is not required.



按壓壓頭擠出護染膏

2 戴上手套，撥開頭髮，從白髮較明顯處 開始將護染膏塗抹至全頭。

Put on gloves, part your hair to areas where the gray hair is more visible, and apply the treatment to these areas followed by the rest of the hair.

1. 首次使用前，先除下固定卡扣。
Remove the pin stopper when using for the first time.
2. 戴上手套，按下壓頭，擠出護染膏。
Put on gloves before pressing down to dispense treatment from the nozzle.

* 護染膏只餘少量時，會較難擠出。
The treatment comes out more slowly as the contents decrease.
* 若天氣轉冷令護染膏難以擠出，可將瓶身置於暖水內，幾分鐘後再次按壓使用。
If the treatment comes out too slowly during cold weather, try dipping the bottle in warm water for a few minutes.

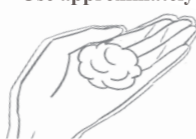
3. 撥開頭髮，從白髮較明顯處開始，將護染膏 塗抹至全頭。

Part your hair to areas where gray hair is more visible, and apply the treatment to these areas followed by the rest of the hair.

若使用量不足，將無法有效上色；回麗絲天然植萃黑色素護染膏成分天然，塗抹時無需刻意避開頭皮，充足使用量會令上色效果更顯著。The treatment will be ineffective if you do not apply a sufficient amount of the product. Rerise is made from natural ingredients, there is no need to avoid touching the scalp during application, using a sufficient amount will result in a better coloring effect.



建議每次使用量 短髮 3~4 個乒乓球大小
Use approximately 短髮 Use 3~4 Ping-Pong-ball-sized amounts for short hair



中長髮 5 個乒乓球大小
Use 5 Ping-Pong-ball-sized amounts for medium length hair

(每瓶可供短髮使用約4次 Each bottle can be used about 4 times for short hair)



亦可用於乾髮上 Can also be applied on dry hair

- 當需要全頭護染時，建議於濕髮上使用。
When coloring the whole head, it is recommended to apply the treatment on wet hair.
- 局部護染時，可按個人需要及使用習慣選擇用於濕髮或乾髮上。
For partial coloring, you may choose between applying the treatment on wet or dry hair whichever suits you better.

乾髮使用方法 Directions for applying on dry hair

撥開頭髮，將護染膏重點塗抹於髮根等白髮較明顯處，靜置5分鐘後使用洗髮露徹底洗淨髮絲。Part your hair to areas where gray hair is more visible, and apply the treatment to these areas. Shampoo hair after leaving the treatment on for 5 minutes.

3 將護染膏塗抹於髮絲並靜置5分鐘。 Apply and leave on for 5 minutes.

- 若護染膏不慎沾附於身體其他部位皮膚上，請徹底擦拭或徹底洗淨。
Wipe off any excess treatment on skin or wash off thoroughly to prevent staining.

5 分鐘

4 用水徹底洗淨護染膏。 Rinse off thoroughly.

* 毋需再次使用洗髮露。
Not necessary to shampoo again.

- 請確保洗淨護染膏，以免拭乾頭髮時毛巾被殘留護染膏沾污。
Towels may get stained if hair is not thoroughly rinsed.
- 洗淨護染膏後，如有需要可再使用護髮素或焗油產品。
You may use conditioner or hair treatment after rinsing according to own needs.



5 洗淨護染膏後使用毛巾拭乾頭髮，然後用風筒 完全吹乾髮絲。 Completely blow dry after towel dry.

* 請使用可弄髒的毛巾拭乾頭髮。
Use a towel that you do not mind staining.
* 建議護染當日徹底吹乾頭髮，以免頭髮在濕髮情況下掉色。
Please dry hair thoroughly on the day of hair coloring to prevent any staining or discoloration from the wet colored hair.

- 使用風筒將髮絲吹至完全乾透後，便可呈現自然貼服的髮型。
Hair will look naturally tamed after complete blow dry.



塑造自然貼服效果小貼士

How to get a tamed and natural style

以熱風吹髮，用手指從頭髮內側梳理，隨風筒由上而下撥順，並向內吹出髮尾弧度。最後再用冷風吹，就可以讓造型更持久。

Move fingers up and down inside your hair during blow drying.

Finish blow drying with cold air for a longer-lasting finish.

可參考教學短片示範 howto.rerise.com.hk



瓶中剩餘的護染膏可留至下次使用 For use next time

- 每次使用後，請將瓶身及管嘴部位洗淨。
Wash off any traces of treatment on bottle and nozzle head after use to prevent staining.
- 請將專用手套洗淨並妥善保存。
Rinse gloves thoroughly with water and keep for next use.
- 當髮色褪淺時，請縮短使用的間隔時間。
When hair color fades off, reduce the interval between next use.